

## REASSEMBLY

### 1. INSTALL BEARING

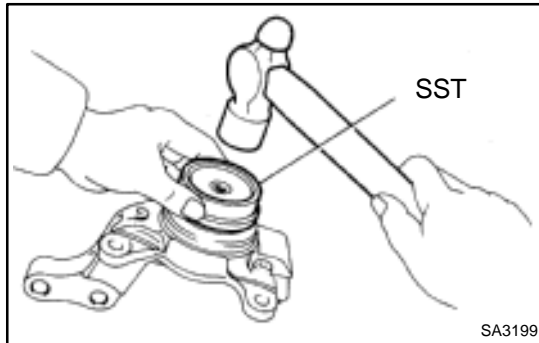
- (a) Using SST and a press, install a new bearing to the steering knuckle.

SST 09608-10010

#### NOTICE:

**If the inner race and balls come loose from the bearing outer race, be sure to install them on the same side as before.**

- (b) Using snap ring pliers, install the snap ring.



### 2. INSTALL OUTER OIL SEAL

- (a) Using SST and a hammer, install a new outer oil seal.

SST 09608-10010

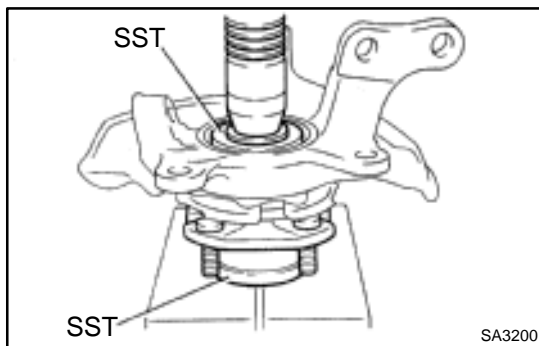
- (b) Coat the oil seal lip with MP grease.

### 3. INSTALL DUST COVER

- (a) Place the dust cover on the steering knuckle.

- (b) Using a torx wrench (T30), tighten the 3 bolts.

**Torque: 8.3 N·m (85 kgf·cm, 74 in.-lbf)**



### 4. INSTALL AXLE HUB

Using SST and a press, install the axle hub.

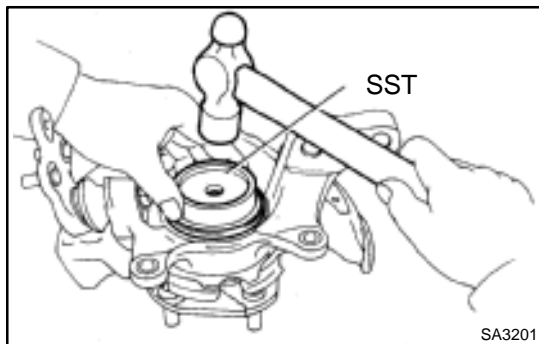
SST 09608-10010, 09950-60010 (09951-00610)

### 5. INSTALL LOWER BALL JOINT

- (a) Install the lower ball joint and tighten the nut.

**Torque: 98 N·m (1,000 kgf·cm, 72 ft·lbf)**

- (b) Install a new clip.



### 6. INSTALL INNER OIL SEAL

- (a) Using SST and a hammer, install a new inner oil seal.

SST 09608-10010

- (b) Coat the oil seal lip with MP grease.